




Plug and Play Cable Assemblies

MTP® TO MTP REELS AND EXTENDERS

Combining Siemon's reduced-diameter RazorCore™ cable with 12-fiber MTP connectors, Plug and Play Reels are designed to be quickly pulled and connected to Siemon Plug and Play Modules and MTP Adapter Plates. Custom configurable to precise application requirements, these reels efficiently put high-performance, high-density fiber connections exactly where you need them. Extenders offer Male MTP connectors on one end and female MTP with an MTP adapter on the other to allow field extension of MTP Reels.*

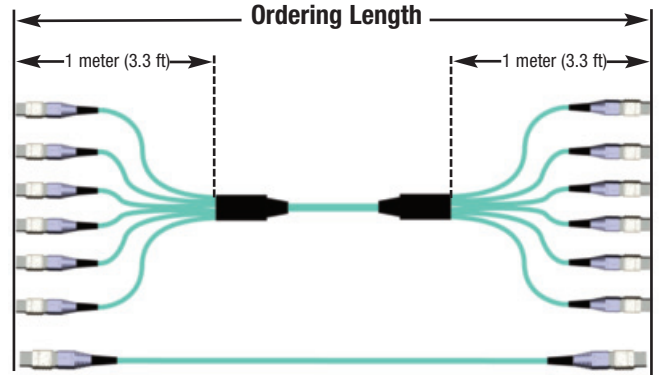
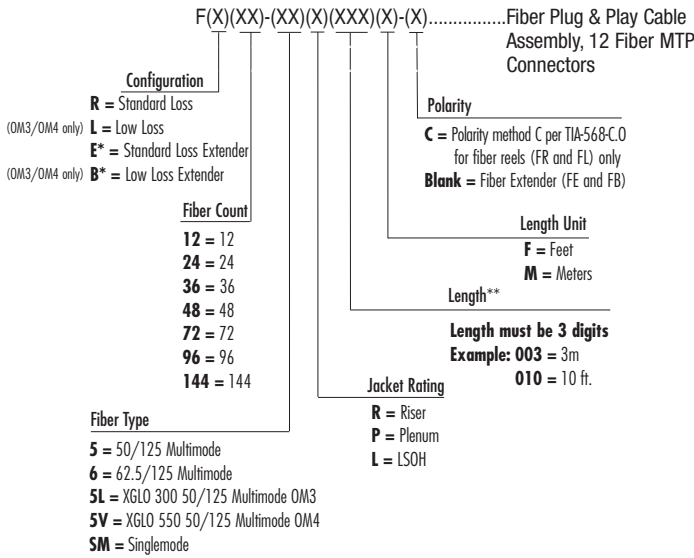


- **Custom Configurations**
Available from 12 to 144 fiber counts in increments of 12 fibers
- **Multiple Fiber Types**
Available in multimode (62.5/125, standard 50/125 and laser optimized OM3 and OM4 50/125) and singlemode. Riser, and LSOH
- **Reduced Pathway Fill**
Siemon's RazorCore cable has significantly reduced cable O.D. resulting in less cable tray fill and pathway restrictions
- **Protective Packaging**
Dual shelf reel keeps connectivity protected from harm during payout
- **40 Gb/s and 100 Gb/s Ready**
Enables simple upgrade path to future 40 Gb/s and 100 Gb/s applications over multimode OM3 and OM4 50/125 laser optimized fiber
- **Armored Versions***
Siemon's Plug & Play cable assemblies are also available in interlocking armored cable types for rugged environment intrabuilding backbone and horizontal installations
- **Extreme Durability**
Armored versions feature flexible, spiral wrapped aluminum interlocking armored offering over 7X the crush resistance of standard assemblies. May eliminate need for fiber ducting
- **Low Loss Versions**
Siemon's Plug and Play cable assemblies are also available in low loss version allowing for multiple mated parts in in 10/40/100G applications

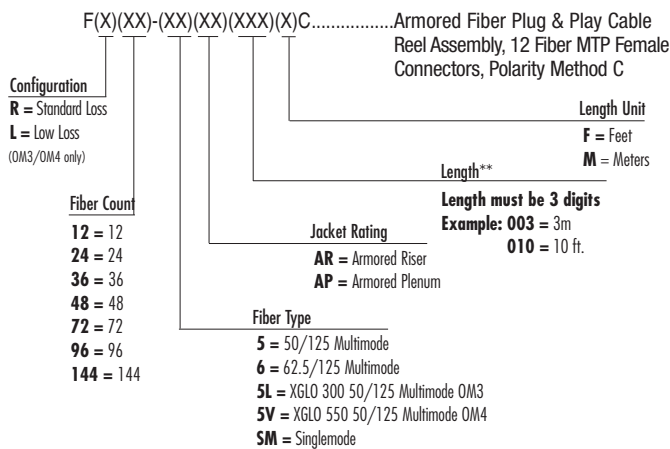
*Note: Extenders are not available in armored configurations

PRODUCT INFORMATION

Ordering Information: Non-Armored



Ordering Information: Armored



* Fiber Extenders ship with MTP Adapter for quick transition.

** Order length is measured connector tip to connector tip. Multi-leg versions offered with standard 1 meter (3.3 ft.) legs. Minimum order length is 1 meter (3 ft.) for 12 strand and 3 meters (9 ft.) for 24 strands or greater (See diagram above)

Cable - Optical and Physical Specifications

Cable Type	Multimode				Singlemode
	LightSystem 62.5/125 (850/1300nm)	LightSystem 50/125 (850/1300nm)	XGLO 50/125 OM3 (850/1300nm)	XGLO 50/125 OM4 (850/1300nm)	XGLO (1310/1383/1550nm)
Fiber Cable Attenuation MAX (db/km)	3.5/1.0	3.5/1.0	3.0/1.0	3.0/1.0	0.4/0.4/0.3*
LED Bandwidth, MIN (MHz/km)	200/500	500/500	1500/500	3500/500	N/A
Effective Modal Bandwidth, MIN (MHz/km)	N/A	N/A	2000	4700	N/A
Cable Outer Jacket, Color (Per TIA-598-C)	Orange	Orange	Aqua	Aqua	Yellow

* XGLO® Singlemode fiber meets low water peak specifications per ITU-T G.652.C

Non-Armored Cable & Pulling Eye Assembly

Fiber Strand Count	Cable Diameter mm (in)	Min Pulling Eye Bend Radius mm (in)	Max Pulling Eye Diameter mm (in)	*Required Duct Diameter mm (in)	Max Pull Force kg (lbs)
12	3.0 (.12)	380 (15)	3.81 (1.5)	69.9 (2.75)	18.1 (40)
24	3.8 (.15)	380 (15)	3.81 (1.5)	69.9 (2.75)	18.1 (40)
36	8.7 (.34)	380 (15)	3.81 (1.5)	69.9 (2.75)	18.1 (40)
48	8.7 (.34)	915 (36)	44.5 (1.75)	88.9 (3.5)	18.1 (40)
72	9.4 (.37)	915 (36)	44.5 (1.75)	88.9 (3.5)	18.1 (40)
96	13.2 (.52)	915 (36)	63.5 (2.5)	108.0 (4.25)	18.1 (40)
144	13.2 (.52)	915 (36)	63.5 (2.5)	108.0 (4.25)	18.1 (40)

* Pulling eye assembly shall be capable of passing through these minimum duct diameter requirements during product installation

Armored Cable & Pulling Eye Assembly

Fiber Strand Count	Cable Diameter mm (in)	Min Pulling Eye Bend Radius mm (in)	Max Pulling Eye Diameter mm (in)	Max Pull Force kg (lbs)
12	11.8 (0.46)	380 (15)	3.81 (1.5)	45.25 (100)
24	11.8 (0.46)	380 (15)	3.81 (1.5)	45.25 (100)
36	15.7 (0.62)	380 (15)	3.81 (1.5)	45.25 (100)
48	15.7 (0.62)	915 (36)	44.5 (1.75)	45.25 (100)
72	16.25 (0.64)	915 (36)	44.5 (1.75)	45.25 (100)
96	21.4 (0.84)	915 (36)	63.5 (2.5)	45.25 (100)
144	21.4 (0.84)	915 (36)	63.5 (2.5)	45.25 (100)

Connectors - Optical Specifications


Fiber Type	Performance Class	Max Insertion Loss (db)		Min Return Loss (db)	
		MTP	LC/SC	MTP	LC/SC
STD. 62.5/125µm Multimode	LightSystem	0.50	0.50	20	25
STD. 50/125µm Multimode	LightSystem	0.50	0.50	20	25
10G 50/125µm Multimode OM3	XGLO 300	0.40	0.25	20	30
10G 50/125µm Multimode OM4	XGLO 550	0.40	0.25	20	30
Laser Optimized 50/125 Multimode OM3	XGLO 300 Low Loss	0.20	0.15	20	30
Laser Optimized 50/125 Multimode OM4	XGLO 550 Low Loss	0.20	0.15	20	30
Singlemode OS2	XGLO	0.60	0.40	20	55

Connectors - Physical Specifications

Connector Type	IEC Intermateability Compliance	TIA Intermateability Compliance	Housing Color			Boot Color	
			SM	MM	MM-5L/5V	SM	MM
MTP	IEC 61754-7	TIA/EIA-604-5	Green	Beige	Aqua	Black	Black

SIEMON PLUG AND PLAY MODULES

Siemon LC to MTP® and SC to MTP Plug and Play modules provide a quick and efficient way to deploy up to 24 LC or 12 SC fiber ports in a single module. These factory terminated and tested ports are protected within the housing for reliably high performance and simply connected via 12-strand MTP ports. Modules are available in multimode (standard 62.5/125, standard 50/125 and laser optimized OM3 and OM4 50/125) and singlemode cable.




PP2-12-(XX)(X)-01(X) 12 Fiber P&P Module with 1 MTP port, black

Interface
LC = LC
SC = SC

Configuration
L = Low Loss*
Blank = Standard Loss

Fiber Type
5 = 50/125 Multimode
6 = 62.5 Multimode
5L = XGLO 300 50/125 Multimode/OM3*
5V = XGLO 550 50/125 Multimode/OM4*
SM = Singlemode



PP2-24-LC(X)-01(X) 24 Fiber LC P&P Module with 2 MTP ports, black


Configuration
L = Low Loss*
Blank = Standard Loss

Fiber Type
5 = 50/125 Multimode
6 = 62.5 Multimode
5L = XGLO 300 50/125 Multimode/OM3*
5V = XGLO 550 50/125 Multimode/OM4*
SM = Singlemode

* Low loss is only available in OM3/OM4

MTP® ADAPTER PLATES

Siemon MTP Adapter Plates offer a user friendly “pass-through” option for MTP connectors. Fitting within Siemon’s fiber enclosures and VersaPOD™ vertical patch panels, these plates secure MTP connectors, allowing efficient implementation of MTP to MTP reels and extenders as well as MTP to LC Trunks for direct equipment and patching connections



RIC-F-MP(XX)-01 MTP Adapter Plate, black

Fiber Count
 12 = 12 (1 MTP adapter)
 24 = 24 (2 MTP adapters)
 48 = 48 (4 MTP adapters)
 72 = 72 (6 MTP adapters)
 96 = 96 (8 MTP adapters)

**Worldwide Headquarters
 North America**
 Watertown, CT USA
 Phone (1) 860 945 4200 US
 Phone (1) 888 425 6165

**Regional Headquarters
 EMEA**
 Europe/Middle East/Africa
 Surrey, England
 Phone (44) 0 1932 571771

**Regional Headquarters
 Asia/Pacific**
 Shanghai, P.R. China
 Phone (86) 21 5385 0303

**Regional Headquarters
 Latin America**
 Bogota, Colombia
 Phone (571) 657 1950

Visit our website at www.siemon.com
 for a complete list of Siemon locations
 and contact details.